

SylCircle DualTone

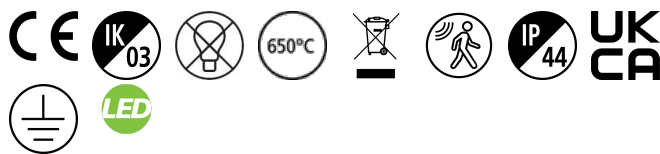
SYLCIRCLE IP44 1550LM MW 830/840 DUALTONE

0043506



Product features

- Ceiling / wall luminaire with integrated LED. Perfect solution for hallways, circulation spaces or foyer. Even and uniform light distribution with a halo lighting effect on the wall surface. Body Size diameter 330mm. Besa mounting box compatible, hole distance 51mm. DualTone functionality enables switch between 3000K and 4000K colour temperatures. Power 18W, output 1550 lumens (4000k). Supplied with integrated Microwave sensor for automatic on-off presence control. IK03, IP44. Low maintenance with 30,000 hours LED life expectancy. Energy Class: A++, A+, A



NOTES

undefined

PRODUCT OVERVIEW

| | |
|---------------------------------|---|
| Product name | SYLCIRCLE IP44 1550LM MW 830/840 DUALTONE |
| Technology | LED |
| Housing | Steel |
| General application | Hospitality |
| ETIM Class | EC002892 |
| Warranty | 3 years |
| Fixture luminous flux (lm) | 1550 |
| Luminaire efficacy (lm/W) | 85 |
| Colour temperature (K) | 4000 |
| Light colour | Amber White or Neutral White |
| CRI (Ra) | 80 |
| Colour Variation Initial (SDCM) | SDCM6 |
| Beam Angle (°) | 120 |
| Photobiological Risk Group | RG0 |
| Total power consumption (W) | 18 |
| Electrical protection | Class I |
| Dimmable | No |
| Minimum dimming level (%) | 100 |
| LED Flickering Rate | High (>40%) |
| Housing colour | White |
| IP rating | IP44 |
| IK rating | IK03 |
| Product EAN number | 5410288435060 |
| Light source included | SAX0000A_0000 |

DATA TABLE

SylCircle DualTone

SYLCIRCLE IP44 1550LM MW 830/840 DUALTONE

0043506

General data

| | |
|---|---|
| Product name | SYLCIRCLE IP44 1550LM MW 830/840 DUALTONE |
| Technology | LED |
| Housing | Steel |
| General application | Hospitality |
| Operating temperature range (°C) | -20°C - 40°C |
| Performance ambient temperature Tq (°C) | 25 |
| ETIM Class | EC002892 |
| Warranty | 3 years |

Optical data

| | |
|---|------------------------------|
| Fixture luminous flux (lm) | 1550 |
| Luminaire efficacy (lm/W) | 85 |
| Colour temperature (K) | 4000 |
| Correlated colour temperature range (K) | 3000 - 4000 |
| Light colour | Amber White or Neutral White |
| CRI (Ra) | 80 |
| Colour Variation Initial (SDCM) | SDCM6 |
| Beam Angle (°) | 120 |
| Distribution type | Diffuse |
| Photobiological Risk Group | RG0 |

Electrical data

| | |
|-----------------------------------|-------------|
| Total power consumption (W) | 18 |
| Mains voltage (V) | 220-240V~ |
| Lamp power factor | 0.7 |
| Electrical protection | Class I |
| Dimmable | No |
| Minimum dimming level (%) | 100 |
| Drive current (mA) | 57 |
| Inrush Current (A) | 2 |
| Inrush Duration (µs) | 30 |
| Glow Wire Test (°C) | 650 |
| Nominal Frequency (Hz) | 50/60Hz |
| LED Flickering Rate | High (>40%) |
| Max. Luminaires per 10A C Breaker | 15 |
| Max. Luminaires per 13A C Breaker | 20 |
| Max. Luminaires per 16A C Breaker | 24 |
| Max. Luminaires per 20A C Breaker | 30 |
| Max. Luminaires per 10A B Breaker | 15 |
| Max. Luminaires per 13A B Breaker | 20 |
| Max. Luminaires per 16A B Breaker | 24 |
| Max. Luminaires per 20A B Breaker | 30 |

Lifetime data

| | |
|------------------|-------|
| Lifespan L70 B50 | 30000 |
|------------------|-------|

Physical data

SylCircle DualTone

SYLCIRCLE IP44 1550LM MW 830/840 DUAL TONE
0043506

| | |
|-------------------------------|---------------|
| Housing colour | White |
| IP rating | IP44 |
| IK rating | IK03 |
| Diffuser finish | Opal |
| Diffuser material | Polypropylene |
| Nominal Product Length (mm) | 330 |
| Nominal Product Width (mm) | 330 |
| Nominal Product Height (mm) | 96 |
| Nominal Product Diameter (mm) | 330 |
| Weight (kg) | 0.57 |

Packaging

| | |
|---------------------------------------|----------------|
| Single packaging type | Carton |
| Product EAN number | 5410288435060 |
| Packaging single length / height (cm) | 33.2 |
| Packaging single width (cm) | 9.9 |
| Packaging single depth (cm) | 33.2 |
| DUN14 (outer) | 15410288435067 |
| Units per outer package | 6 |
| Packaging outer length / height (cm) | 64.2 |
| Packaging outer width (cm) | 36.5 |
| Packaging outer depth (cm) | 37.0 |

Safety data

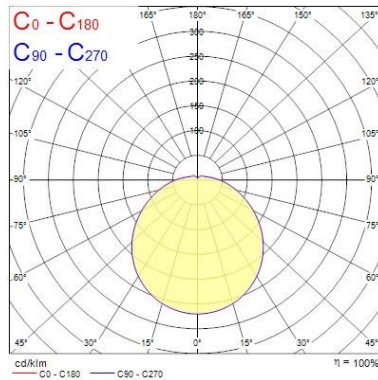
| | |
|----------------------------------|--------|
| Optimal operating condition (°C) | -20-40 |
|----------------------------------|--------|

PHOTOMETRY

| Distance [m] | Cone diameter [m] | E ₀ ^(°) | E ₁ (C90) | E ₂ (C0) |
|--------------|-------------------|-------------------------------|----------------------|---------------------|
| 0.5 | 1.67 1.69 | 1875 | 99.1° 114 | 99.4° 111 |
| 1.0 | 3.34 3.38 | 419 | 99.1° 28 | 99.4° 28 |
| 1.5 | 5.01 5.07 | 186 | 99.1° 13 | 99.4° 12 |
| 2.0 | 6.68 6.76 | 108 | 99.1° 7 | 99.4° 7 |
| 2.5 | 8.35 8.45 | 67 | 99.1° 4 | 99.4° 4 |
| 3.0 | 10.03 10.15 | 47 | 99.1° 3 | 99.4° 3 |

Distance [m] Cone diameter [m] Illuminance [lx]

— C0 - C180 (Half beam angle: 118.8°)
— C90 - C270 (Half beam angle: 118.2°)



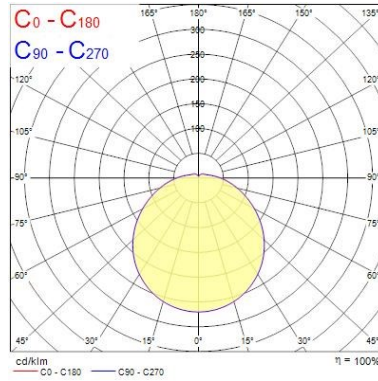
SylCircle DualTone

SYLCIRCLE IP44 1550LM MW 830/840 DUAL TONE
0043506

| | | | |
|-----|----------------|--------------------------|-------------------|
| 0.5 | 1.67 1.69 | E(0°) E(C90) E(C0) | 150 126 102 |
| 1.0 | 3.34 3.38 | E(0°) E(C90) E(C0) | 385 288 231 |
| 1.5 | 5.01 5.07 | E(0°) E(C90) E(C0) | 171 12 11 |
| 2.0 | 6.68 6.76 | E(0°) E(C90) E(C0) | 96 7 6 |
| 2.5 | 8.35 8.45 | E(0°) E(C90) E(C0) | 62 4 4 |
| 3.0 | 10.03 10.15 | E(0°) E(C90) E(C0) | 43 3 3 |

Distance [m] Cone diameter [m] Illuminance [lx]

— C0 - C180 (Half beam angle: 118.8°)
— C90 - C270 (Half beam angle: 118.2°)



TECHNICAL DRAWINGS

